

2016 Barney Lehman Championship
 Addendum A: Course Diagrams and Descriptions

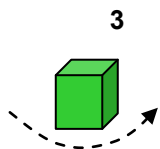
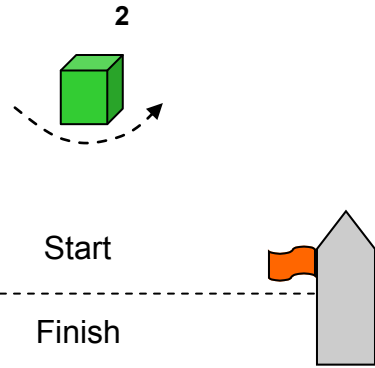
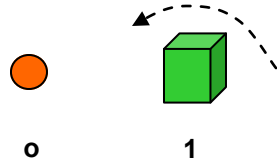


Table 1: Course Descriptions

| No. | Course |
|-----|------------------------------|
| 1 | Start—1—o—2—1—o—Finish |
| 2 | Start—1—o—2—1—o—2—1—o—Finish |
| 3 | Start—1—o—3—Finish |
| 4 | Start—1—o—3—1—o—3—Finish |

Table 2: Mark Descriptions

| Marks | Description |
|-----------------------------|------------------------|
| <i>Start / Finish marks</i> | |
| Port end | Orange cube |
| <i>Rounding marks</i> | |
| 1, 2 | Green, inflatable cube |
| O | Orange ball |

NOTE: **NOT** to scale